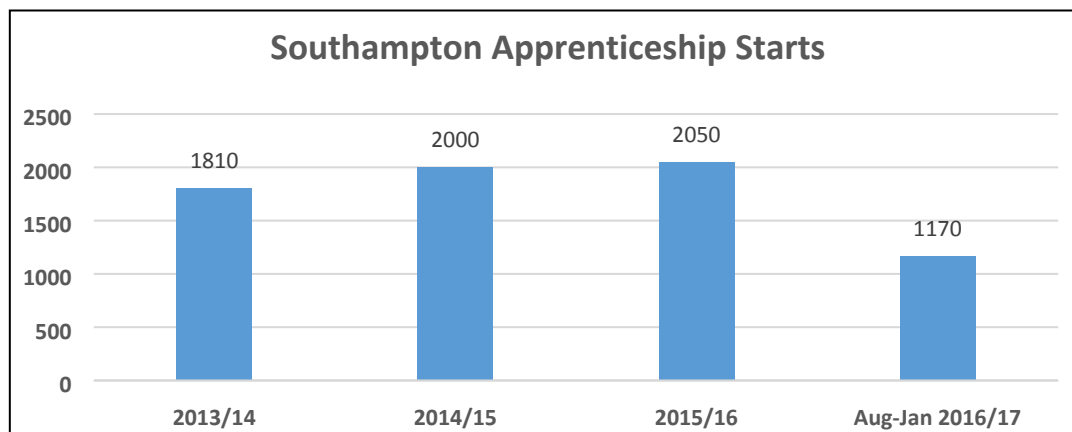


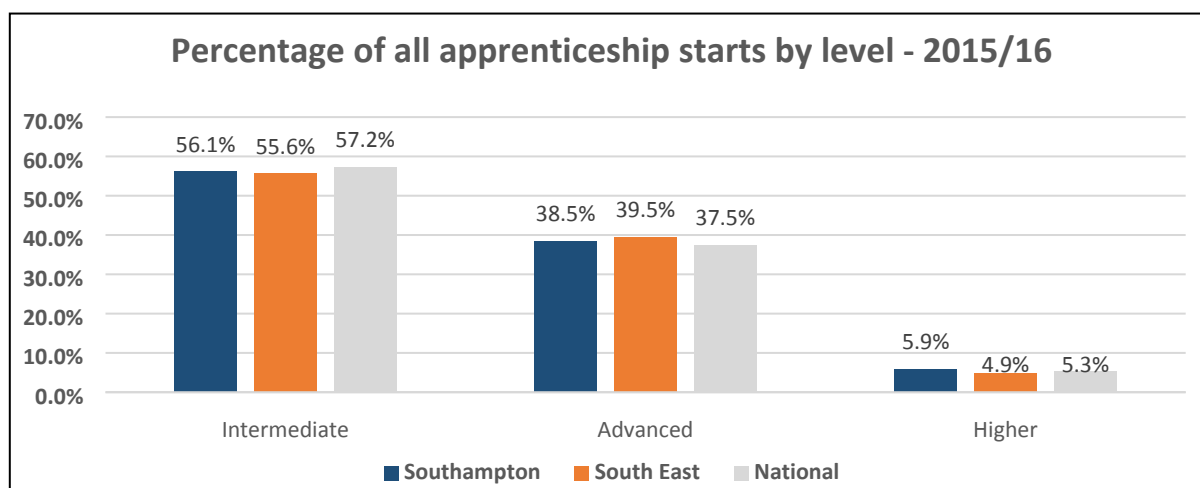
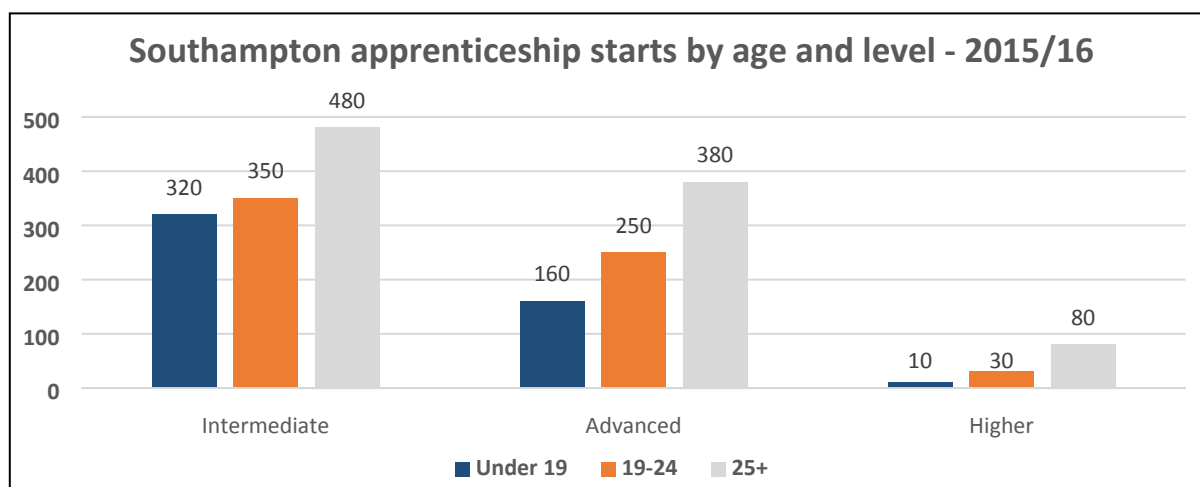
Apprenticeship report – May 2017

This document provides information on apprenticeships from a number of DfE reports broken down by starts, achievements, sector subject area, level, age and geography. All data within this document is the latest published data that is available.

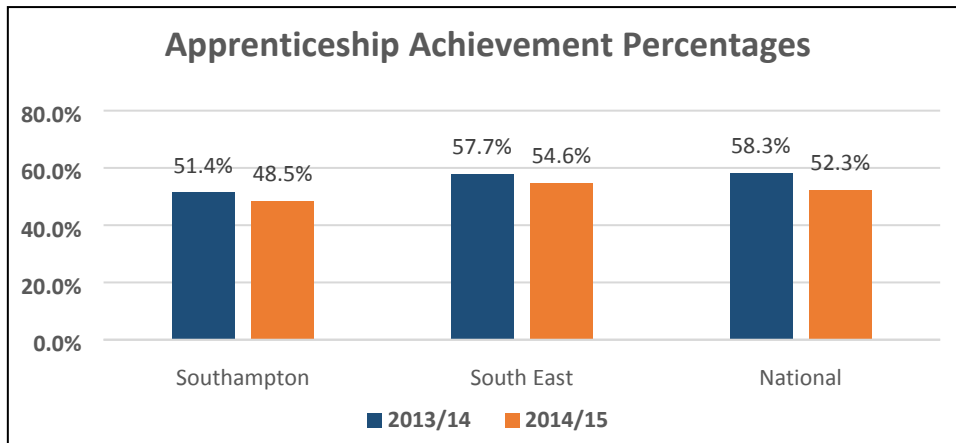
Apprenticeship starts: The number of overall apprenticeship starts in the Southampton area has remained constant over the past 3 years and is on track to match that again for 2016/17.



The numbers are broken down into the 3 levels of apprenticeship, Intermediate, Advanced and Higher and as expected the majority of starts are at the Intermediate level. The graphs below show the number of starts for Southampton during the full year 2015/16 (Aug-July) by level and age group and also the percentage of starts by level compared with both regional and national data.



Apprenticeship achievements: The latest achievement data that is available is for the year 2014/15 and shows that almost 50% of all apprenticeship starts are completed and achieved in Southampton. This compares slightly lower than both regional and national figures.



There are 9 different sector areas where apprenticeships are available within the Southampton area but only start data is available for this. For the year 2015/16 the highest number of starts was for **Health, Public Services and Care** (650), closely followed by **Business, Administration and Law** (560), **Retail and Commercial Enterprise** (350), **Engineering and Manufacturing Technologies** (240) and **Construction, Planning and the Built Environment** (110). The other areas are **Information and Communication Technology** (40), **Leisure, Travel and Tourism** (40), **Education and Training** (30) and **Agriculture, Horticulture and Animal Care** (10).

Achievement data is only published at sector area level by region and national, please see the graph below for equivalent achievement rates.

